

FIRST QUARTER

FISCAL FIRST QUARTER 2014 FACT SHEET

TO US THERE ARE NO FOREIGN MARKETS

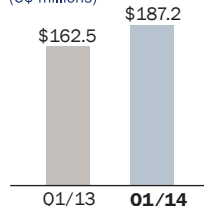
ABOUT CANACCORD FINANCIAL INC.

Through its principal subsidiaries, Canaccord Financial Inc. is a leading independent, full-service financial services firm, with operations in two principal segments of the securities industry: wealth management and global capital markets. Since its establishment in 1950, Canaccord has been driven by an unwavering commitment to building lasting client relationships. We achieve this by generating value for our individual, institutional and corporate clients through comprehensive investment solutions, brokerage services and investment banking services. Canaccord has offices in 12 countries worldwide, including wealth management offices located in Canada, Australia, the UK and Europe. Canaccord Genuity, the Company's international capital markets division, has operations in Canada, the US, the UK, France, Germany, Ireland, Italy, Hong Kong, mainland China, Singapore, Australia and Barbados.

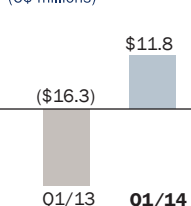
Canaccord Financial Inc. is publicly traded under the symbol CF on the Toronto Stock Exchange and the symbol CF. on the London Stock Exchange.

Q1/14 THREE MONTHS ENDED JUNE 30, 2013

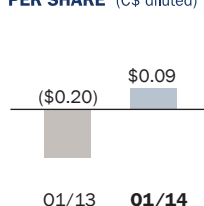
REVENUE (C\$ millions)



NET INCOME* (C\$ millions)

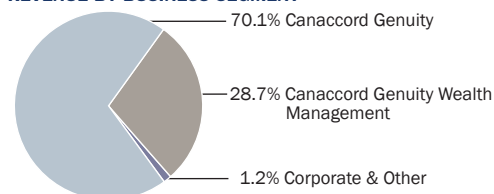


EARNINGS PER SHARE* (C\$ diluted)

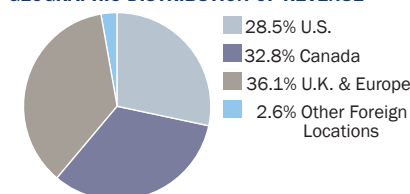


*Excludes significant items. In Q1/14 these items include \$3.6 million of amortization of intangible assets. In Q1/13 these items include \$5.4 million of amortization related to acquisitions.

REVENUE BY BUSINESS SEGMENT



GEOGRAPHIC DISTRIBUTION OF REVENUE



CANACCORD GENUITY

(C\$ thousands)	Q1/13	Q1/14
Revenue		
Canada	\$ 35,624	\$ 32,910
UK & Europe	29,220	40,489
US	31,050	52,943
Other Foreign Locations	5,407	4,864
Total revenue	\$ 101,301	\$ 131,206
Income (loss) before intersegment allocations and income taxes	\$ (19,724)	\$ 14,195
Intersegment allocations	1,704	2,303
Income (loss) before income taxes	\$ (21,428)	\$ 11,892

CANACCORD GENUITY WEALTH MANAGEMENT

(C\$ thousands)	Q1/13	Q1/14
Revenue		
Canada	\$ 36,767	\$ 26,842
UK & Europe	\$ 19,587	\$ 26,978
Total revenue	\$ 56,354	\$ 53,820
Income before intersegment allocations	\$ 4,243	\$ 4,528
Intersegment allocations	10,635	\$ 6,441
Income (loss) before income taxes	\$ (6,392)	\$ (1,913)
Global assets under management (AUM) C\$ millions)	\$ 26,025	\$ 25,810

BALANCE SHEET MEASURES

(C\$ millions, except BVPS)	Q1/13	Q4/13	Q1/14
Cash and cash equivalents	\$ 644.0	\$ 491.0	\$ 380.9
Shareholders' equity	\$ 1,058.0	\$ 1,049.1	\$ 1,068.2
Working capital	\$ 398.9	\$ 393.7	\$ 408.8
Book value per diluted share	\$ 7.90	\$ 7.68	\$ 7.87

CANACCORD GENUITY

Canaccord Genuity is the global capital markets division of Canaccord, and provides timely, actionable ideas to corporate and institutional clients around the world.

- Global investment banking/corporate broking operations, with capabilities to list companies on 10 stock exchanges in six countries
- Highly regarded Investment Banking practice with offices in 17 cities worldwide
- Global sales and trading capabilities through trading desks in five time zones
- Award-winning research team, with coverage of approximately 950 companies

CANACCORD GENUITY WEALTH MANAGEMENT

Canaccord Genuity Wealth Management is the division of the business dedicated to providing individual investors, charities and intermediaries with tailored investment solutions, brokerage services and financial planning advice.

- Wealth management operations in Canada, the UK, Europe and Australia, catering to the specific needs of clients in each of these markets
- 173 Investment Advisory teams located across major financial centres in Canada*
- Approximately 119 investment professionals located at six wealth management offices in the UK and Europe*
- 7 Investment Advisors located at two offices in Australia*

* As of June 30, 2013

FINANCIAL INFORMATION

Visit canaccordfinancial.com for additional financial information. To view Canaccord's regulatory filings on SEDAR please visit www.sedar.com.

Shareholder Contacts:

General shareholder inquiries and information

161 Bay Street, Suite 3000,
Toronto, ON M5J 2S1
Phone: 416-869-7293
Email: investor.relations@canaccord.com
Website: www.canaccordfinancial.com

Shareholder contact

Computershare Investor Services Inc.
100 University Avenue, 8th Floor
Toronto, ON M5J 2Y1
Phone: 1-800-564-6253 (toll free)
Email: service@computershare.com
Internet: computershare.com

Trading symbol:

TSX: CF, LSE: CF.
Average Shares outstanding (diluted): 102,769,922 shares (as of June 30, 2013)

Issued and outstanding shares: 103,570,194

Common Share dividends

On August 6, 2013, the Board of Directors approved a quarterly dividend of \$0.05 per common share payable on September 10, 2013 with a record date of August 30, 2013.

Preferred Share information

Series A Preferred Shares: TSX: CF.PR.A
Series C Preferred Shares: TSX: CF.PR.C
Issued and outstanding preferred shares: 8,540,000 (as of June 30, 2013)

Preferred Share dividends

On August 6, 2013, the Board of Directors also approved a cash dividend of \$0.34375 per Series A Preferred Share payable on September 30, 2013 with a record date of September 13, 2013, and a cash dividend of \$0.359375 per Series C Preferred Share payable on September 30, 2013 to Series C Preferred shareholders of record as at September 13, 2013